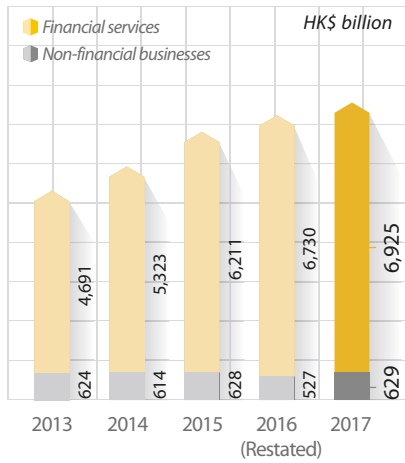


<i>HK\$ million</i>	Year ended 31 December		
	2017	2016 (Restated)	Increase/ (Decrease)
<b>Continuing operations</b>			
Revenue	450,536	381,662	68,874
Profit before taxation	82,783	70,791	11,992
Profit/(loss) attributable to ordinary shareholders	43,902	43,146	756
– Continuing operations	43,902	32,809	11,093
– Discontinued operations	–	10,337	(10,337)
<b>Basic earnings per share from (HK\$):</b>	<b>1.51</b>	1.48	0.03
– Continuing operations	1.51	1.13	0.38
– Discontinued operations	–	0.35	(0.35)
<b>Diluted earnings per share from (HK\$):</b>	<b>1.51</b>	1.48	0.03
– Continuing operations	1.51	1.13	0.38
– Discontinued operations	–	0.35	(0.35)
<b>Dividend per share (HK\$)</b>	<b>0.36</b>	0.33	0.03
<b>Net cash generated from operating activities</b>	<b>107,133</b>	280,664	(173,531)
– Continuing operations	107,133	275,008	(167,875)
– Discontinued operations	–	5,656	(5,656)
<b>Capital expenditure</b>	<b>45,323</b>	48,264	(2,941)

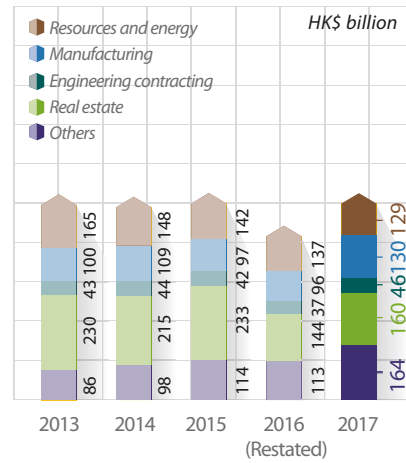
	As at 31 December 2017	As at 31 December 2016 (Restated)	Increase/ (Decrease)
Total assets	7,520,739	7,239,489	281,250
Total liabilities	6,727,098	6,542,816	184,282
<b>Total ordinary shareholders' funds and perpetual capital securities</b>	<b>550,951</b>	491,002	59,949
Return on total assets (%)	1%	1%	–
Return on net assets (%)	9%	9%	–
Staff employed	243,036	127,610	115,426

Businesses	Business assets		Revenue from continuing operations		Profit attributable to ordinary shareholders from continuing operations	
	As at 31 December 2017	Increase/ (Decrease)	Year ended 31 December 2017	Increase/ (Decrease)	Year ended 31 December 2017	Increase/ (Decrease)
<i>HK\$ million</i>						
Financial services	6,925,076	195,174	190,028	2,494	39,506	1,100
Resources and energy	129,438	(7,899)	63,456	12,359	(9,900)	(3,028)
Manufacturing	130,381	34,269	97,432	35,082	3,318	1,578
Engineering contracting	46,127	9,331	14,653	3,630	1,731	56
Real Estate	159,664	16,068	3,227	(1,673)	7,660	5,886
Others	163,835	50,745	81,673	16,950	9,455	7,468

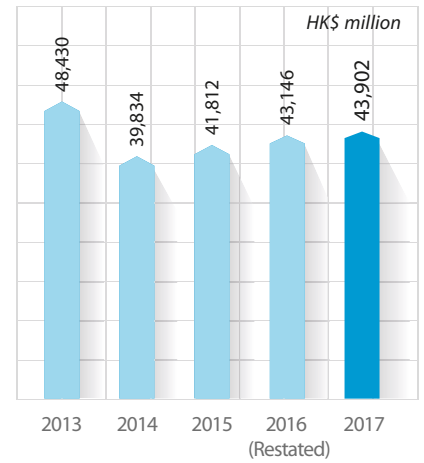
### ASSETS BY BUSINESS



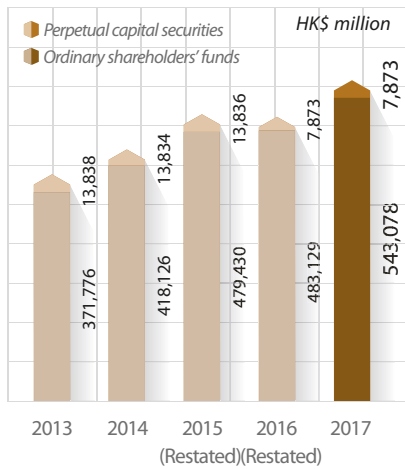
### ASSETS OF NON-FINANCIAL BUSINESSES



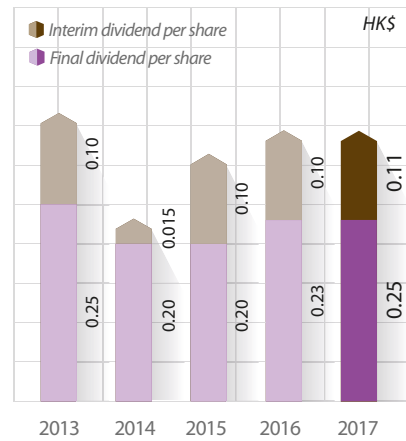
### PROFIT ATTRIBUTABLE TO ORDINARY SHAREHOLDERS



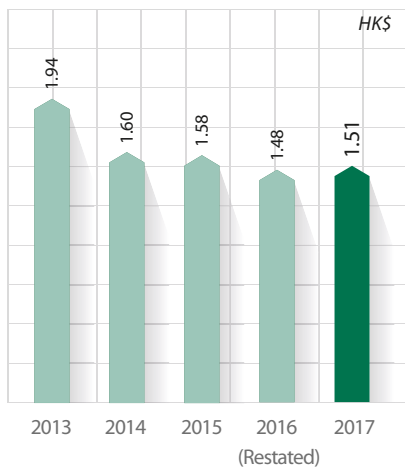
### TOTAL ORDINARY SHAREHOLDERS' FUNDS AND PERPETUAL CAPITAL SECURITIES



### DIVIDEND PER SHARE



### EARNINGS PER SHARE



### ORDINARY SHAREHOLDERS' FUNDS PER SHARE

