

HIGHLIGHTS

Year ended 31 December

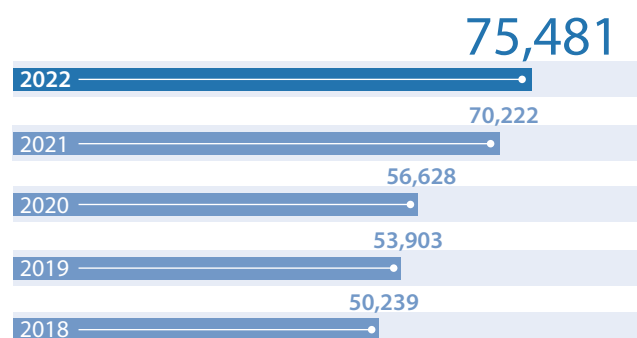
HK\$ million	2022	2021	Increase/ (Decrease)
Revenue	771,133	708,936	8.8%
Profit before taxation	147,839	121,141	22%
Net profit	123,011	100,278	23%
Profit attributable to ordinary shareholders	75,481	70,222	7.5%
Basic earnings per share (HK\$)	2.59	2.41	7.5%
Diluted earnings per share (HK\$)	2.59	2.41	7.5%
Dividend per share (HK\$)	0.651	0.606	7.5%
Net cash generated from/(used in) operating activities	194,019	(40,694)	577%
Capital expenditure	35,289	42,235	(16%)

HK\$ million	As at 31 December 2022	As at 31 December 2021	Increase/ (Decrease)
Total assets	11,794,199	10,685,521	10%
Total liabilities	10,414,131	9,519,931	9.4%
Total ordinary shareholders' funds	737,251	751,407	(1.9%)
Return on total assets (%)	1.4%	1.3%	0.1pp
Return on net assets (%)	10.1%	9.9%	0.2pp
Staff employed	161,408	136,637	18%

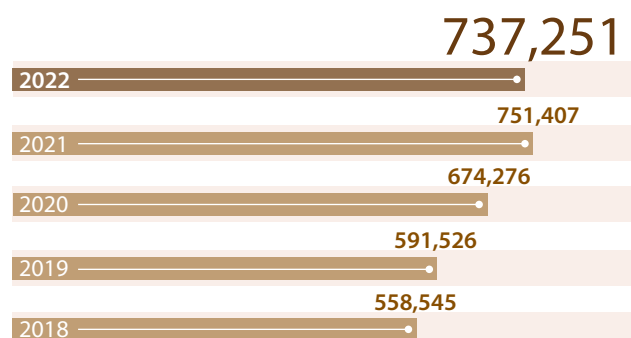
	Business assets		Revenue from external customers		Profit attributable to ordinary shareholders	
Business HK\$ million	As at 31 December 2022	Increase/ (Decrease)	Year ended 31 December 2022	Increase/ (Decrease)	Year ended 31 December 2022	Increase/ (Decrease)
Comprehensive financial services	11,159,455	11%	310,135	21%	55,803	7.2%
Advanced intelligent manufacturing	65,999	(2.0%)	60,023	26%	618	(2.2%)
Advanced materials	262,199	(3.9%)	282,185	(0.1%)	15,127	(21%)
New consumption	62,016	(5.4%)	61,697	(5.9%)	619	(62%)
New-type urbanisation	371,368	5.4%	57,060	1.2%	2,095	(73%)

HIGHLIGHTS

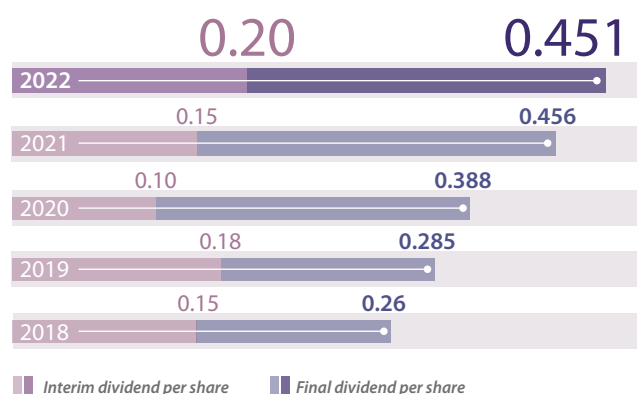
Profit attributable to ordinary shareholders HK\$ million



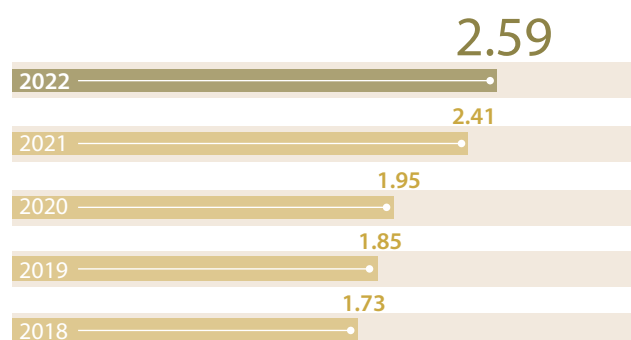
Total ordinary shareholders' funds HK\$ million



Dividend per share HK\$



Earnings per share HK\$



Ordinary shareholders' funds per share HK\$

